

DESCRIPTION

The Disc series is a pleasant general lighting with an ultra-thin and high-performance design possibilities for interior projects. The special internal reflector design features both an up and down light which creates 360° of uniform light distributed for additional emphasis of the ceiling. This series is available in a variety of applications: for suspended installation, ceiling and wall surface mounted or insert for 3-phase track system.



QUICKINFO

GENERAL

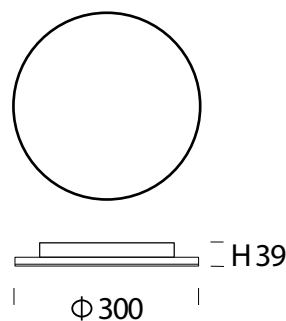
Finish	White (RAL 9016)
Material	Die-cast Aluminium
IP	20
Lifespan	L80/50,000h
Warranty	5 years

LED

Optic	Opal Diffuser
Lumen	2300lm / 1800 / 1000lm
Efficacy	Up to 95lm/W
CRI	3000K / 4000K
CCT	>90
SDCM	<3
UGR	<23

ELECTRICAL

Voltage	220-240V
Power	24/18/10W
Driver (Build-in)	Phase cut



Power Switch	Color Switch	CRI>90	SDCM<3	IP54	IK10	5 YEARS	
--------------	--------------	--------	--------	------	------	---------	--

PURATI PTY LTD

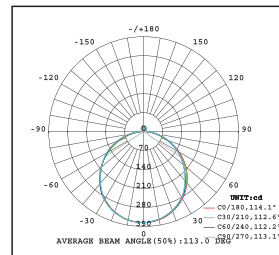
Unit 10, O'Riordan St, Alexandria NSW 2015
Tel: +61 410343721
sales@purati.com

CONE DIAGRAM

m	Φ cm	Lux AVG	Lux MAX
1	302.65	95.65	335.8
2	605.30	23.91	83.96
3	907.95	10.63	37.31
4	1210.60	5.978	20.99
5	1513.25	3.826	13.43
Angle: 113.08°			

Disc 300 10W 3000K

POLAR DIAGRAM

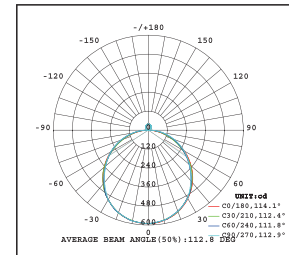


CONE DIAGRAM

m	Φ cm	Lux AVG	Lux MAX
1	304.90	172.9	591.2
2	603.81	43.23	147.8
3	905.71	19.21	65.69
4	1207.62	10.81	36.95
5	1509.52	6.917	23.65
Angle: 112.95°			

Disc 300 18W 3000K

POLAR DIAGRAM

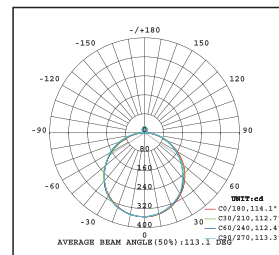


CONE DIAGRAM

m	Φ cm	Lux AVG	Lux MAX
1	303.86	101.0	354.7
2	607.72	25.25	88.67
3	911.58	11.22	39.41
4	1215.43	6.312	22.17
5	1519.29	4.040	14.19
Angle: 113.29°			

Disc 300 10W 4000K

POLAR DIAGRAM

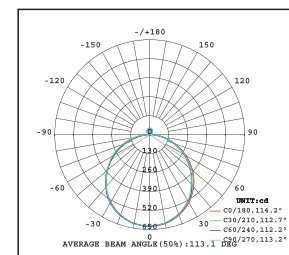


CONE DIAGRAM

m	Φ cm	Lux AVG	Lux MAX
1	303.17	178.8	627.5
2	606.33	44.71	156.9
3	909.50	19.87	69.72
4	1212.67	11.18	39.22
5	1515.83	7.153	25.10
Angle: 113.17°			

Disc 300 18W 4000K

POLAR DIAGRAM

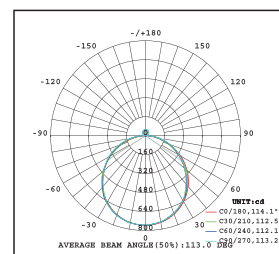


CONE DIAGRAM

m	Φ cm	Lux AVG	Lux MAX
1	302.36	215.3	756.3
2	604.72	53.83	189.1
3	907.09	23.92	84.03
4	1209.45	13.46	47.27
5	1511.81	8.612	30.25
Angle: 113.03°			

Disc 300 24W 3000K

POLAR DIAGRAM



CONE DIAGRAM

m	Φ cm	Lux AVG	Lux MAX
1	303.40	226.1	793.6
2	606.79	56.52	198.4
3	910.19	25.12	88.17
4	1213.59	14.13	49.60
5	1516.99	9.043	31.74
Angle: 113.21°			

Disc 300 24W 4000K

POLAR DIAGRAM

