

DESCRIPTION

The Pura Trim is a clean, durable design style that reveals architectonic and balanced character. With its various functions and multiple applications, making it the ideal choice for any indoor and semi-outdoor projects with high output requirements. Variable in rich colors, fine finishing and two sizes. Precisely designed two quick release buttons on each side that results in making the installation easy and quick removal of the entire installation base for maintenance.



QUICKINFO

GENERAL

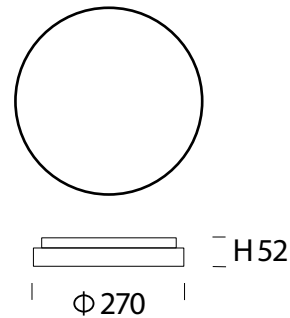
Finish	Sliver (RAL 9006)
Material	Die-cast Aluminium
IP	54
Lifespan	L80/50,000h
Warranty	5 years

LED

Optic	Opal Diffuser
Lumen	2300lm / 1800 / 1000lm
Efficacy	Up to 100lm/W
CRI	3000K / 4000K
CCT	>90
SDCM	<5
UGR	<23

ELECTRICAL

Voltage	220-240V
Power	24/18/10W
Driver (Build-in)	Phase cut



Power Switch	Color Switch	CRI>90	SDCM<3	IP54	IK10	5 YEARS	
--------------	--------------	--------	--------	------	------	---------	--

PURATI PTY LTD

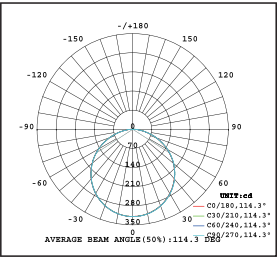
Unit 10, O'Riordan St, Alexandria NSW 2015
Tel: +61 410343721
sales@purati.com

CONE DIAGRAM

m	Φ cm	Lux AVG	Lux MAX
1	308.79	86.97	320.2
2	617.59	21.74	80.05
3	926.38	9.663	35.58
4	1235.17	5.435	20.01
5	1543.96	3.479	12.81
Angle: 114.14°			

Pura Trim 270 10W 3000K

POLAR DIAGRAM

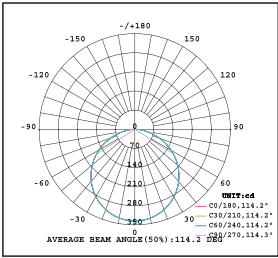


CONE DIAGRAM

m	Φ cm	Lux AVG	Lux MAX
1	308.91	91.31	335.7
2	617.82	22.83	83.91
3	926.73	10.15	37.30
4	1235.64	5.707	20.98
5	1544.55	3.652	13.43
Angle: 114.16°			

Pura Trim 270 10W 4000K

POLAR DIAGRAM

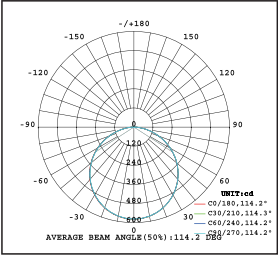


CONE DIAGRAM

m	Φ cm	Lux AVG	Lux MAX
1	308.71	156.9	577.5
2	617.41	39.23	144.4
3	926.12	17.43	64.17
4	1234.82	9.807	36.10
5	1543.53	6.276	23.10
Angle: 114.12°			

Pura Trim 270 18W 3000K

POLAR DIAGRAM

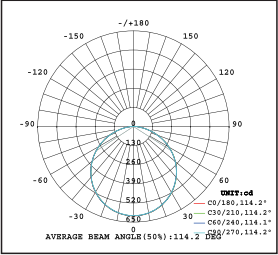


CONE DIAGRAM

m	Φ cm	Lux AVG	Lux MAX
1	308.00	164.9	607.7
2	616.00	41.23	151.9
3	923.99	18.33	67.53
4	1231.99	10.31	37.98
5	1539.99	6.597	24.31
Angle: 114.00°			

Pura Trim 270 18W 4000K

POLAR DIAGRAM

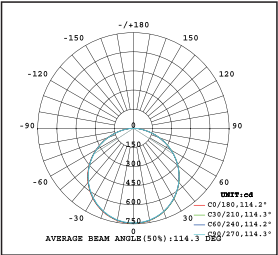


CONE DIAGRAM

m	Φ cm	Lux AVG	Lux MAX
1	307.65	213.8	746.6
2	615.29	53.45	186.6
3	922.94	23.76	82.95
4	1230.58	13.36	46.66
5	1538.23	8.553	29.86
Angle: 113.94°			

Pura Trim 270 24W 3000K

POLAR DIAGRAM



CONE DIAGRAM

m	Φ cm	Lux AVG	Lux MAX
1	307.70	222.4	775.1
2	615.41	55.59	193.8
3	923.11	24.71	86.12
4	1230.82	13.90	48.44
5	1538.52	8.894	31.00
Angle: 113.95°			

Pura Trim 270 24W 4000K

POLAR DIAGRAM

