

DESCRIPTION

The Slice Series comprises of three classic shapes (Round . Square . Rectangle) that will suit a wide range of projects. The Slice Circle with minimalist design, in rich colors, fine finishing and four sizes. The combination of functionality and performance that can be perfectly suited for both consumer and professional applications. Expertly designed and engineered a build-in driver, quick wiring connection, push lock or turning lock system with quick release buttons which results in making the installation easy.



QUICKINFO

GENERAL

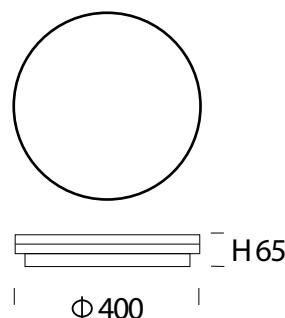
Finish	White (RAL 9016)
Material	Die-cast Aluminium/Polycarbonate
IP	54
Lifespan	L80/50,000h
Warranty	5 years

LED

Optic	Opal Diffuser
Lumen	3200lm / 2400lm
Efficacy	100lm/W
CRI	3000K / 4000K
CCT	>90
SDCM	<3
UGR	<23

ELECTRICAL

Voltage	220-240V
Power	32/24W
Driver (Build-in)	Phase cut



PURATI PTY LTD

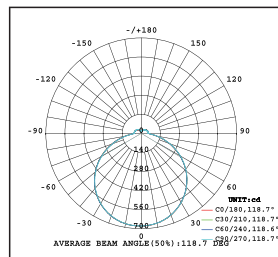
Unit 10, O'Riordan St, Alexandria NSW 2015
Tel: +61 410343721
sales@purati.com

CONE DIAGRAM

m	Φ cm	Lux AVG	Lux MAX
1	336.94	169.5	679.9
2	673.88	42.38	170.0
3	1010.82	18.83	75.55
4	1347.76	10.59	42.50
5	1684.70	6.780	27.20
Angle: 118.62°			

Slice Circle 400 24W 3000K

POLAR DIAGRAM

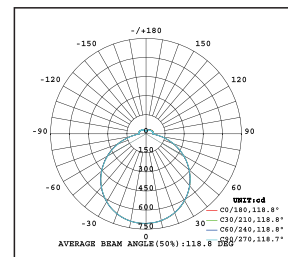


CONE DIAGRAM

m	Φ cm	Lux AVG	Lux MAX
1	337.48	175.7	704.3
2	674.95	43.93	176.1
3	1012.43	19.52	78.25
4	1349.91	10.98	44.02
5	1687.39	7.028	28.17
Angle: 118.70°			

Slice Circle 400 24W 4000K

POLAR DIAGRAM

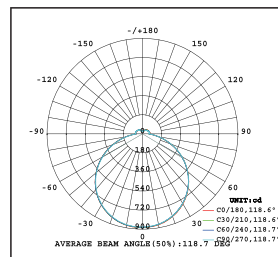


CONE DIAGRAM

m	Φ cm	Lux AVG	Lux MAX
1	334.41	219.6	885.3
2	668.82	54.90	221.3
3	1003.23	24.40	98.37
4	1337.63	13.72	55.33
5	1672.04	8.784	35.41
Angle: 118.24°			

Slice Circle 400 32W 3000K

POLAR DIAGRAM



CONE DIAGRAM

m	Φ cm	Lux AVG	Lux MAX
1	336.14	224.9	903.6
2	672.28	56.22	225.9
3	1008.41	24.99	100.4
4	1344.55	14.06	56.47
5	1680.69	8.996	36.14
Angle: 118.50°			

Slice Circle 400 32W 4000K

POLAR DIAGRAM

