


## DESCRIPTION

The Slice Series comprises of three classic shapes (Round . Square . Rectangle) that will suit a wide range of projects. The Slice Long with minimalist design, in rich colors, fine finishing and four sizes. The combination of functionality and performance that can be perfectly suited for both consumer and professional applications. Expertly designed and engineered a build-in driver, quick wiring connection, push lock or turning lock system with quick release buttons which results in making the installation easy.



## QUICKINFO

### GENERAL

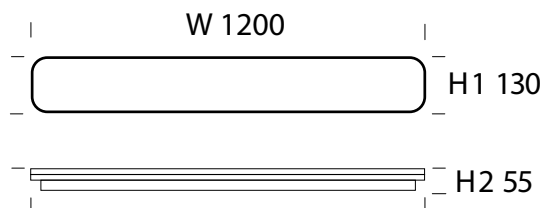
Finish	White (RAL 9016)
Material	Polycarbonate
IP	54
Lifespan	L80/50,000h
Warranty	5 years

### LED

Optic	Opal Diffuser
Lumen	3800lm / 2900lm
Efficacy	100lm/W
CRI	3000K / 4000K
CCT	>90
SDCM	<3
UGR	<23

### ELECTRICAL

Voltage	220-240V
Power	38/29W
Driver (Build-in)	Phase cut



### PURATI PTY LTD

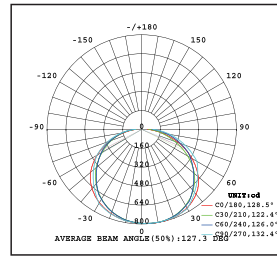
Unit 10, O'Riordan St, Alexandria NSW 2015  
Tel: +61 410343721  
sales@purati.com

CONE DIAGRAM

m	Φ cm	Lux AVG	Lux MAX
1	414.26	160.6	794.7
2	828.53	40.14	198.7
3	1242.79	17.84	88.30
4	1657.06	10.04	49.67
5	2071.32	6.423	31.79
Angle: 128.46°			

Slice Long 1200 29W 3000K

POLAR DIAGRAM

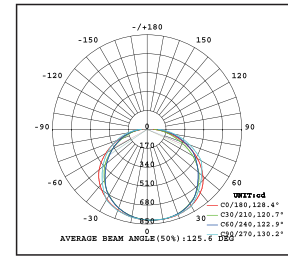


CONE DIAGRAM

m	Φ cm	Lux AVG	Lux MAX
1	413.53	163.5	814.5
2	827.05	40.87	203.6
3	1240.58	18.16	90.50
4	1654.11	10.22	50.90
5	2067.63	6.539	32.58
Angle: 128.38°			

Slice Long 1200 29W 4000K

POLAR DIAGRAM

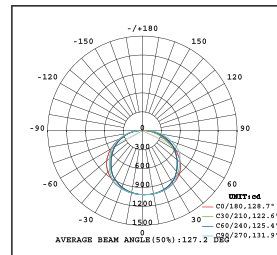


CONE DIAGRAM

m	Φ cm	Lux AVG	Lux MAX
1	416.68	204.8	1013
2	833.35	51.21	253.3
3	1250.03	22.76	112.6
4	1666.71	12.80	63.33
5	2083.38	8.193	40.53
Angle: 128.72°			

Slice Long 1200 38W 3000K

POLAR DIAGRAM



CONE DIAGRAM

m	Φ cm	Lux AVG	Lux MAX
1	413.80	209.8	1045
2	827.61	52.46	261.2
3	1241.41	23.31	116.1
4	1655.21	13.11	65.29
5	2069.01	8.393	41.79
Angle: 128.41°			

Slice Long 1200 38W 4000K

POLAR DIAGRAM

