



SLICE 2.0

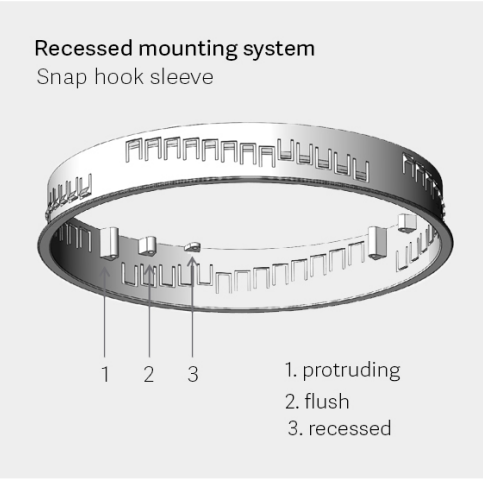
The Slice series features high quality design, functionality, and ease of installation.

This year we've updated colour performance, improved IP rating, and equipped with push lock system for quick installation in the Slice series. Because of the new values, they can be perfectly used in both consumer and professional applications.

CRI >90 SDCM <3 IP54 Ease installation Build-in Non-Flickering driver 5 Years



Push-locking System




Recessed mounting system
Snap hook sleeve


- 1. protruding
- 2. flush
- 3. recessed



Emergency lighting and side cable entry




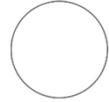


Build-in Motion sensor



Quick wiring connections

THE TECHNICAL DATA



Model	Slice Circle 220	Slice Circle 270	Slice Circle 400	Slice Circle 600
Mounting	Surface mounted	Surface mounted, Recessed, Suspension, Track mounted	Surface mounted, Suspension	Surface mounted, Suspension
Materials	Polycarbonate	Powder coated Aluminium	Polycarbonate	Polycarbonate
Finishes	White, Black, Silver			
Track Compatibility		3 phase		
Adjustability		350° Rotation, 90° Tilt		
Power	15W/10W Switch	24W/18W/10W Switch	32W/24W Switch	55W/38W
Luminous Flux of Luminaire	1500lm/1000lm	2400lm/1800lm/1000lm	3200lm/2400lm	5500lm/3800lm
Beam Angle	120			
CCT	3000K/4000K Switch			
Colour Rendering	CRI>90			
Colour Deviation	SDCM<3			
Unified Glare Rating	UGR<23 (X=4H, Y=8H)			
IP Rating	IP54			
IK Rating	IK10			
Driver	Triac DIM (Dimming range: 1%-100%), non-DIM, DALI 2.0			
Function	Motion sensor (on/off only)	CF sensor, CF Sensor integrated with emergency pack, Emergency light		
Lifetime	L80 50,000h			
Warranty	5 years			
Accessories	Suspended kit (2 meter), Track adapter			


Angle 120°

PURATI

PREMIUM ARCHITECTURAL LIGHTING

Unit 10, 80 O'Riordan Street, Alexandria NSW 2015 | Phone: +612 8065 8181 | Email: Sales@purati.com
www.purati.com

THE TECHNICAL DATA



Slice Square 210



Slice Square 270



Slice Square 400

Model	Slice Square 210	Slice Square 270	Slice Square 400
Mounting	Surface mounted	Surface mounted, Track mounted	Surface mounted, Suspension
Materials	Polycarbonate	Powder coated Aluminium	Polycarbonate
Finishes	White, Black, Silver		
Track Compatibility		3 phase	
Adjustability		350° Rotation, 90° Tilt	
Power	15W/10W Switch	24W/18W/10W Switch	32W/24W Switch
Luminous Flux of Luminaire	1500lm/1000lm	2400lm/1800lm/1000lm	3200lm/2400lm
Beam Angle	120		
CCT	3000K/4000K Switch		
Colour Rendering	CRI>90		
Colour Deviation	SDCM<3		
Unified Glare Rating	UGR<23 (X=4H, Y=8H)		
IP Rating	IP54		
IK Rating	IK10		
Driver	Triac DIM (Dimming range: 1%-100%), non-DIM, DALI 2.0		
Function	Motion sensor (on/off only)	CF sensor, CF Sensor integrated with emergency pack, Emergency light	
Lifetime	L80 50,000h		
Warranty	5 years		
Accessories	Suspended kit (2 meter), Track adapter		


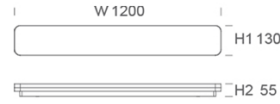
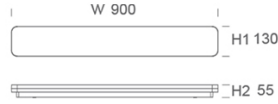

Angle 120°

PURATI

PREMIUM ARCHITECTURAL LIGHTING

Unit 10, 80 O'Riordan Street, Alexandria NSW 2015 | Phone: +612 8065 8181 | Email: Sales@purati.com
www.purati.com

THE TECHNICAL DATA



Model

Slice Long 900

Slice Long 1200

Slice Long 1500

Mounting

Surface mounted, Suspension

Materials

Polycarbonate

Finishes

White, Black, Silver

Track Compatibility

3 phase

Adjustability

350° Rotation, 90° Tilt

Power

32W/24W Switch

38W/29W Switch

50W/40W Switch

Luminous Flux of Luminaire

3200lm/2400lm

3800lm/2400lm

5000lm/4000lm

Beam Angle

120

CCT

3000K/4000K Switch

Colour Rendering

CRI>90

Colour Deviation

SDCM<3

Unified Glare Rating

UGR<23 (X=4H, Y=8H)

IP Rating

IP54

IK Rating

IK10

Driver

Triac DIM (Dimming range: 1%-100%), non-DIM, DALI 2.0

Function

CF sensor, Emergency light

Lifetime

L80 50,000h

Warranty

5 years

Accessories

Suspended kit (2 meter), Track adapter

Angle 120°

PURATI

PREMIUM ARCHITECTURAL LIGHTING

Unit 10, 80 O'Riordan Street, Alexandria NSW 2015 | Phone: +612 8065 8181 | Email: Sales@purati.com
www.purati.com