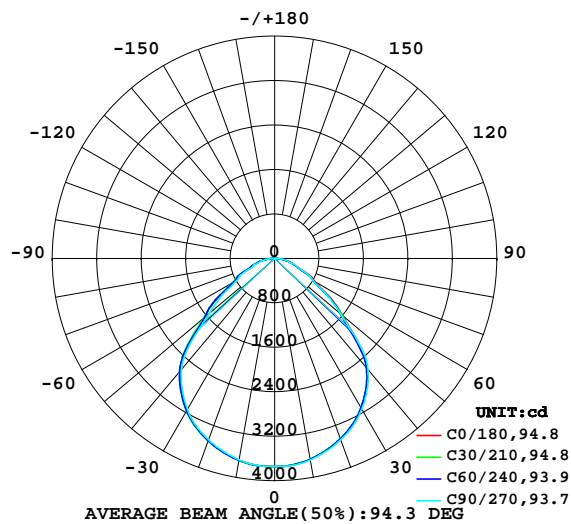
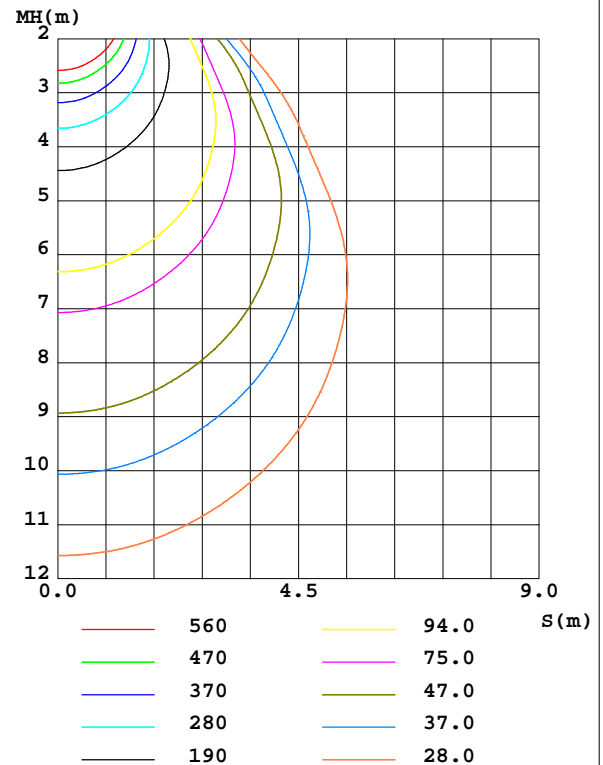


LUMINAIRE PHOTOMETRIC TEST REPORT

Test:U:229.13V I:0.3225A P:71.505W PF:0.9675 Freq:50.02Hz Lamp Flux:8502.06x1 lm		
NAME: Compo 900 75W WW	TYPE:	WEIGHT:
SPEC.:	DIM.:	SERIAL No.:
MFR.: PURATI PTY LTD	SUR.:	Shielding Angle:

DATA OF LAMP		PHOTOMETRIC DATA				Eff: 118.90 lm/W
MODEL		Imax(cd)	3747	S/MH(C0/180)	1.25	
NOMINAL POWER(W)	75	LOR(%)	100.0	S/MH(C90/270)	1.24	
RATED VOLTAGE(V)	230	TOTAL FLUX(lm)	8502.1	η UP,DN(C0-180)	0.2,49.4	
NOMINAL FLUX(lm)	8502.06	CIE CLASS	DIRECT	η UP,DN(C180-360)	0.2,50.3	
LAMPS INSIDE	1	η up(%)	0.3	CIBSE SHR NOM	1.25	
TEST VOLTAGE(V)	229.5	η down(%)	99.7	CIBSE SHR MAX	1.35	

LUMINOUS INTENSITY DISTRIBUTION DIAGRAM

C0 PLANE ISOLUX DIAGRAM (UNIT:lx)


C Range: 0 - 360DEG
C Interval: 30.0DEG
Test Speed: HIGH
Temperature:25.3°C
Operators:Mr.Ma
Test Date:2023-08-23

γ Range: 0 - 180DEG
 γ Interval: 1.0DEG
Test System:EVERFINE GO-2000B_V1 SYSTEM V2.00.459
Humidity:65.0%
Test Distance:6.100m [K=1.0000]
Remarks:

ZONAL FLUX DIAGRAM

ZONAL FLUX DIAGRAM:

γ	C0	C45	C90	C135	C180	C225	C270	C315	γ	Φ zone	Φ total	%lum,lamp
10	3673	3670	3683	3681	3687	3691	3681	3682	0- 10	354.8	354.8	4.17,4.17
20	3463	3454	3475	3475	3486	3494	3472	3473	10- 20	1013	1368	16.1,16.1
30	3126	3106	3141	3135	3154	3171	3139	3139	20- 30	1533	2901	34.1,34.1
40	2596	2574	2616	2609	2651	2665	2607	2617	30- 40	1811	4712	55.4,55.4
50	1589	1569	1555	1571	1666	1654	1526	1544	40- 50	1630	6342	74.6,74.6
60	837.7	810.4	793.8	814.4	859.1	866.0	774.7	794.7	50- 60	1063	7405	87.1,87.1
70	417.1	420.1	421.8	423.8	454.8	447.7	410.3	417.3	60- 70	621.9	8027	94.4,94.4
80	205.1	187.0	212.1	207.7	221.2	225.9	206.9	206.5	70- 80	343.0	8370	98.4,98.4
90	1.219	1.195	1.126	1.229	2.131	4.759	1.464	1.501	80- 90	105.3	8475	99.7,99.7
100	2.216	2.212	2.065	2.097	2.312	2.267	2.308	2.300	90-100	1.895	8477	99.7,99.7
110	3.714	3.690	3.487	3.543	3.669	3.632	3.678	3.658	100-110	3.058	8480	99.7,99.7
120	4.963	4.927	4.783	4.911	4.921	4.896	4.951	4.925	110-120	4.285	8485	99.8,99.8
130	5.479	5.378	5.324	5.492	5.281	5.385	5.418	5.405	120-130	4.678	8489	99.9,99.9
140	5.607	5.423	5.420	5.609	5.281	5.453	5.488	5.476	130-140	4.214	8494	99.9,99.9
150	5.883	5.677	5.797	5.957	5.570	5.752	5.793	5.802	140-150	3.515	8497	99.9,99.9
160	5.969	5.826	6.052	6.058	5.754	5.981	5.986	6.031	150-160	2.722	8500	100,100
170	6.123	5.921	6.150	6.058	6.035	6.357	6.277	6.067	160-170	1.707	8501	100,100
180	6.174	6.110	6.240	6.201	6.176	6.113	6.238	6.199	170-180	0.5854	8502	100,100
DEG	LUMINOUS INTENSITY:cd									UNIT: lm		

Conical surface Flux(90deg): 5600.4 lm

%lum = 65.9%

%lamp = 65.9%

Conical surface Flux(130deg): 7765.8 lm

%lum = 91.3%

%lamp = 91.3%

C Range: 0 - 360DEG
C Interval: 30.0DEG
Test Speed: HIGH
Temperature:25.3℃
Operators:Mr.Ma
Test Date:2023-08-23

γ Range: 0 - 180DEG
 γ Interval: 1.0DEG
Test System:EVERFINE GO-2000B_V1 SYSTEM V2.00.459
Humidity:65.0%
Test Distance:6.100m [K=1.0000]
Remarks:

LUMINANCE LIMITATION CURVES

Test:U:229.13V I:0.3225A P:71.505W PF:0.9675 Freq:50.02Hz
Lamp Flux:8502.06x1 lm

NAME: Compo 900 75W WW

TYPE:

WEIGHT:

SPEC.:

DIM.:

SERIAL No.:

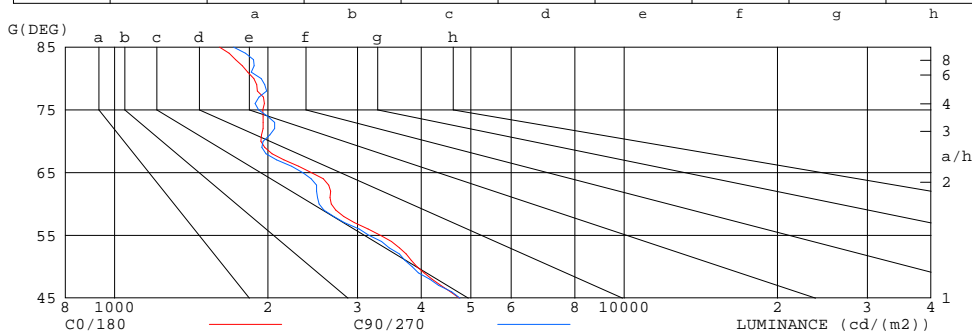
MFR.: PURATI PTY LTD

SUR.:

Shielding Angle:

LUMINANCE LIMITATION CURVES

GLARE	CLASS	ILLUMINANCE (lx)							
1.15	A	2000	1000	500	<=300				
1.50	B		2000	1000	500	<=300			
1.85	C			2000	1000	500	<=300		
2.20	D				2000	1000	500	<=300	
2.55	E					2000	1000	500	<=300



LUMINANCE cd/(m2)

G(DEG)	C0/180	C90/270
85	1607	1714
80	1876	1939
75	1954	1917
70	1937	1957
65	2435	2340
60	2661	2520
55	3328	3159
50	3926	3840
45	4746	4765

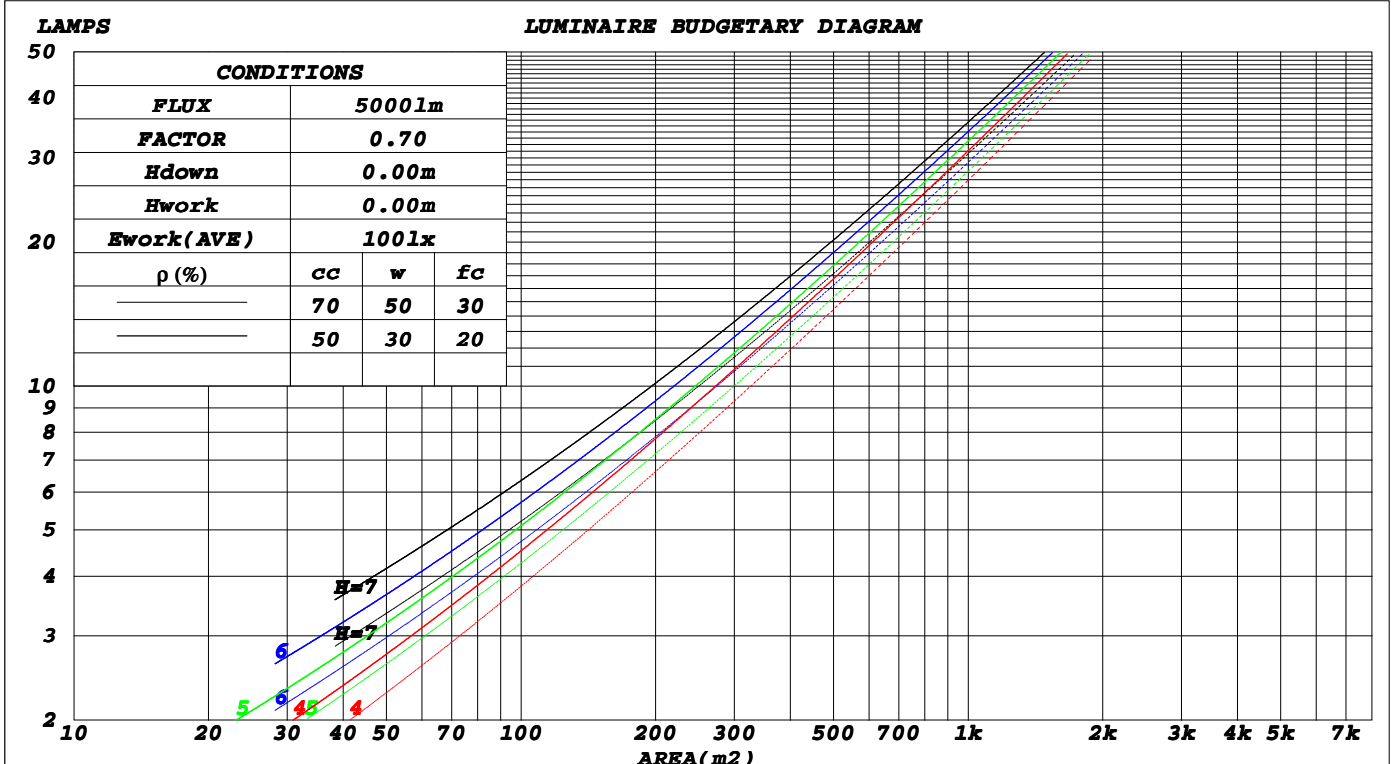
C Range: 0 - 360DEG
C Interval: 30.0DEG
Test Speed: HIGH
Temperature: 25.3°C
Operators: Mr. Ma
Test Date: 2023-08-23

γ Range: 0 - 180DEG
γ Interval: 1.0DEG
Test System: EVERFINE GO-2000B_V1 SYSTEM V2.00.459
Humidity: 65.0%
Test Distance: 6.100m [K=1.0000]
Remarks:

CU AND LUMINAIRE BUDGETARY ESTIMATE DIAGRAM

Test:U:229.13V I:0.3225A P:71.505W PF:0.9675 Freq:50.02Hz Lamp Flux:8502.06x1 lm		
NAME: Compo 900 75W WW	TYPE:	WEIGHT:
SPEC.:	DIM.:	SERIAL No.:
MFR.: PURATI PTY LTD	SUR.:	Shielding Angle:

ρ_{cc}	80%			70%			50%			30%			10%			0
ρ_w	50%	30%	10%	50%	30%	10%	50%	30%	10%	50%	30%	10%	50%	30%	10%	0
ρ_{fc}	20%			20%			20%			20%			20%			0
RCR	RCR:Room Cavity Ratio Coefficients of Utilization(CU)															
0.0	1.19	1.19	1.19	1.16	1.16	1.16	1.11	1.11	1.11	1.06	1.06	1.06	1.02	1.02	1.02	.00
1.0	1.06	1.02	.99	1.04	1.00	.97	.99	.97	.94	.95	.93	.91	.92	.90	.88	.86
2.0	.94	.88	.83	.92	.87	.82	.89	.84	.80	.85	.82	.78	.82	.79	.76	.74
3.0	.84	.77	.71	.82	.76	.70	.79	.74	.69	.77	.72	.68	.74	.70	.66	.64
4.0	.75	.67	.61	.74	.67	.61	.72	.65	.60	.69	.64	.59	.67	.62	.58	.56
5.0	.68	.60	.54	.67	.59	.53	.65	.58	.53	.63	.57	.52	.61	.56	.52	.50
6.0	.62	.53	.47	.61	.53	.47	.59	.52	.47	.57	.51	.46	.56	.50	.46	.44
7.0	.56	.48	.42	.55	.48	.42	.54	.47	.42	.53	.46	.42	.51	.46	.41	.39
8.0	.52	.44	.38	.51	.43	.38	.50	.43	.38	.48	.42	.38	.47	.42	.37	.35
9.0	.48	.40	.35	.47	.39	.34	.46	.39	.34	.45	.39	.34	.44	.38	.34	.32
10.0	.44	.36	.31	.43	.36	.31	.42	.36	.31	.42	.35	.31	.41	.35	.31	.29



C Range: 0 - 360DEG
C Interval: 30.0DEG
Test Speed: HIGH
Temperature: 25.3°C
Operators: Mr.Ma
Test Date: 2023-08-23

γ Range: 0 - 180DEG
 γ Interval: 1.0DEG
 γ Test System: EVERFINE GO-2000B_V1 SYSTEM V2.00.459
Humidity: 65.0%
Test Distance: 6.100m [K=1.0000]
Remarks:

WEC AND CCEC

Test:U:229.13V I:0.3225A P:71.505W PF:0.9675 Freq:50.02Hz Lamp Flux:8502.06x1 lm		
NAME: Compo 900 75W WW	TYPE:	WEIGHT:
SPEC.:	DIM.:	SERIAL No.:
MFR.: PURATI PTY LTD	SUR.:	Shielding Angle:

ρ_{cc}	80%			70%			50%			30%			10%			0	
ρ_w	50%	30%	10%	50%	30%	10%	50%	30%	10%	50%	30%	10%	50%	30%	10%	0	
ρ_{fc}	20%			20%			20%			20%			20%			0	
RCR	RCR:Room Cavity Ratio						Wall Exitance Coefficients(WEC)										
0.0																	
1.0	.269	.153	.048	.262	.149	.047	.249	.143	.046	.237	.137	.044	.225	.131	.042		
2.0	.256	.140	.043	.250	.138	.042	.239	.133	.041	.228	.128	.040	.218	.123	.039		
3.0	.240	.128	.038	.235	.126	.038	.225	.122	.037	.215	.118	.036	.207	.114	.035		
4.0	.225	.117	.034	.220	.115	.034	.211	.112	.033	.203	.109	.033	.195	.106	.032		
5.0	.210	.107	.031	.206	.106	.031	.198	.103	.030	.190	.100	.030	.184	.098	.029		
6.0	.197	.099	.028	.193	.097	.028	.186	.095	.028	.179	.093	.027	.173	.091	.027		
7.0	.185	.091	.026	.181	.090	.026	.175	.088	.025	.169	.087	.025	.163	.085	.025		
8.0	.174	.085	.024	.171	.084	.024	.165	.082	.024	.160	.081	.023	.155	.079	.023		
9.0	.164	.079	.022	.161	.079	.022	.156	.077	.022	.151	.076	.022	.147	.074	.022		
10.0	.155	.074	.021	.152	.074	.021	.148	.072	.020	.143	.071	.020	.139	.070	.020		

ρ_{cc}	80%			70%			50%			30%			10%			0
ρ_w	50%	30%	10%	50%	30%	10%	50%	30%	10%	50%	30%	10%	50%	30%	10%	0
ρ_{fc}	20%			20%			20%			20%			20%			0
RCR	RCR:Room Cavity Ratio Ceiling Cavity Exitance Coefficients(CCEC)															
0.0	.193	.193	.193	.165	.165	.165	.113	.113	.113	.065	.065	.065	.021	.021	.021	
1.0	.180	.159	.140	.154	.136	.120	.105	.094	.083	.061	.054	.048	.019	.017	.016	
2.0	.170	.135	.105	.146	.116	.091	.100	.080	.063	.058	.047	.037	.018	.015	.012	
3.0	.161	.117	.081	.138	.101	.070	.095	.070	.049	.055	.041	.029	.018	.013	.010	
4.0	.153	.103	.064	.132	.089	.056	.090	.062	.039	.052	.036	.023	.017	.012	.008	
5.0	.146	.092	.053	.125	.080	.046	.086	.056	.032	.050	.033	.019	.016	.011	.006	
6.0	.139	.084	.044	.119	.072	.038	.082	.051	.027	.048	.030	.016	.015	.010	.005	
7.0	.133	.077	.038	.114	.066	.033	.079	.047	.023	.046	.027	.014	.015	.009	.005	
8.0	.126	.071	.033	.109	.061	.029	.075	.043	.020	.044	.025	.012	.014	.008	.004	
9.0	.121	.066	.029	.104	.057	.025	.072	.040	.018	.042	.024	.011	.014	.008	.004	
10.0	.116	.062	.026	.100	.054	.023	.069	.038	.016	.040	.022	.010	.013	.007	.003	

C Range: 0 - 360DEG
C Interval: 30.0DEG
Test Speed: HIGH
Temperature:25.3°C
Operators:Mr.Ma
Test Date:2023-08-23

γ Range: 0 - 180DEG
 γ Interval: 1.0DEG
Test System:EVERFINE GO-2000B_V1 SYSTEM V2.00.459
Humidity:65.0%
Test Distance:6.100m [K=1.0000]
Remarks:

UGR(Unified Glare Rating) Table

Test:U:229.13V I:0.3225A P:71.505W PF:0.9675 Freq:50.02Hz Lamp Flux:8502.06x1 lm										
NAME: Compo 900 75W WW					TYPE:			WEIGHT:		
SPEC.:					DIM.:			SERIAL No.:		
MFR.: PURATI PTY LTD					SUR.:			Shielding Angle:		
ceiling/cavity	0.7	0.7	0.5	0.5	0.3	0.7	0.7	0.5	0.5	0.3
walls	0.5	0.3	0.5	0.3	0.3	0.5	0.3	0.5	0.3	0.3
working plane	0.2	0.2	0.2	0.2	0.2	0.2	0.2	0.2	0.2	0.2
Room dimensions	Viewed crosswise					Viewed endwise				
x = 2H y = 2H	9.0	10.4	9.3	10.6	10.8	8.9	10.2	9.1	10.4	10.6
3H	9.7	10.9	10.0	11.2	11.4	9.5	10.8	9.8	11.0	11.3
4H	10.0	11.2	10.3	11.5	11.7	9.9	11.1	10.2	11.3	11.6
6H	10.3	11.4	10.6	11.7	12.0	10.2	11.3	10.5	11.6	11.9
8H	10.4	11.5	10.7	11.8	12.1	10.3	11.4	10.7	11.7	12.0
12H	10.4	11.5	10.8	11.8	12.1	10.4	11.4	10.8	11.7	12.0
4H 2H	9.2	10.4	9.5	10.7	10.9	9.1	10.3	9.4	10.6	10.8
3H	10.1	11.1	10.4	11.4	11.7	10.0	11.0	10.3	11.3	11.6
4H	10.6	11.5	10.9	11.8	12.2	10.5	11.4	10.9	11.8	12.1
6H	11.0	11.8	11.4	12.2	12.6	10.9	11.8	11.3	12.1	12.5
8H	11.2	11.9	11.6	12.3	12.7	11.1	11.9	11.5	12.3	12.7
12H	11.3	12.0	11.7	12.4	12.8	11.2	12.0	11.7	12.3	12.7
8H 4H	10.7	11.5	11.1	11.9	12.3	10.6	11.4	11.1	11.8	12.2
6H	11.3	11.9	11.7	12.3	12.8	11.2	11.9	11.7	12.3	12.7
8H	11.5	12.1	12.0	12.5	13.0	11.5	12.0	11.9	12.5	12.9
12H	11.7	12.2	12.2	12.6	13.1	11.7	12.2	12.1	12.6	13.1
12H 4H	10.7	11.4	11.1	11.8	12.2	10.6	11.4	11.1	11.7	12.2
6H	11.3	11.9	11.8	12.3	12.8	11.3	11.8	11.7	12.3	12.7
8H	11.6	12.1	12.1	12.5	13.0	11.5	12.0	12.0	12.5	13.0
Variations with the observer position at spacings(CIE Pub.117):										
S = 1.0H	+ 0.5 / - 0.6					+ 0.5 / - 0.5				
1.5H	+ 0.2 / - 0.3					+ 0.2 / - 0.3				
2.0H	+ 0.9 / - 0.7					+ 1.0 / - 0.8				

CIE Pub.117, 8502 lm Total Lamp Luminous Flux Correct ($8\log(F/F_0) = 7.4$)
Area: 0.63 m2

C Range: 0 - 360DEG
C Interval: 30.0DEG
Test Speed: HIGH
Temperature:25.3°C
Operators:Mr.Ma
Test Date:2023-08-23

γ Range: 0 - 180DEG
 γ Interval: 1.0DEG
Test System:EVERFINE GO-2000B_V1 SYSTEM V2.00.459
Humidity:65.0%
Test Distance:6.100m [K=1.0000]
Remarks:

UTILIZATION FACTORS TABLE

Test:U:229.13V I:0.3225A P:71.505W PF:0.9675 Freq:50.02Hz Lamp Flux:8502.06x1 lm		
NAME: Compo 900 75W WW	TYPE:	WEIGHT:
SPEC.:	DIM.:	SERIAL No.:
MFR.: PURATI PTY LTD	SUR.:	Shielding Angle:

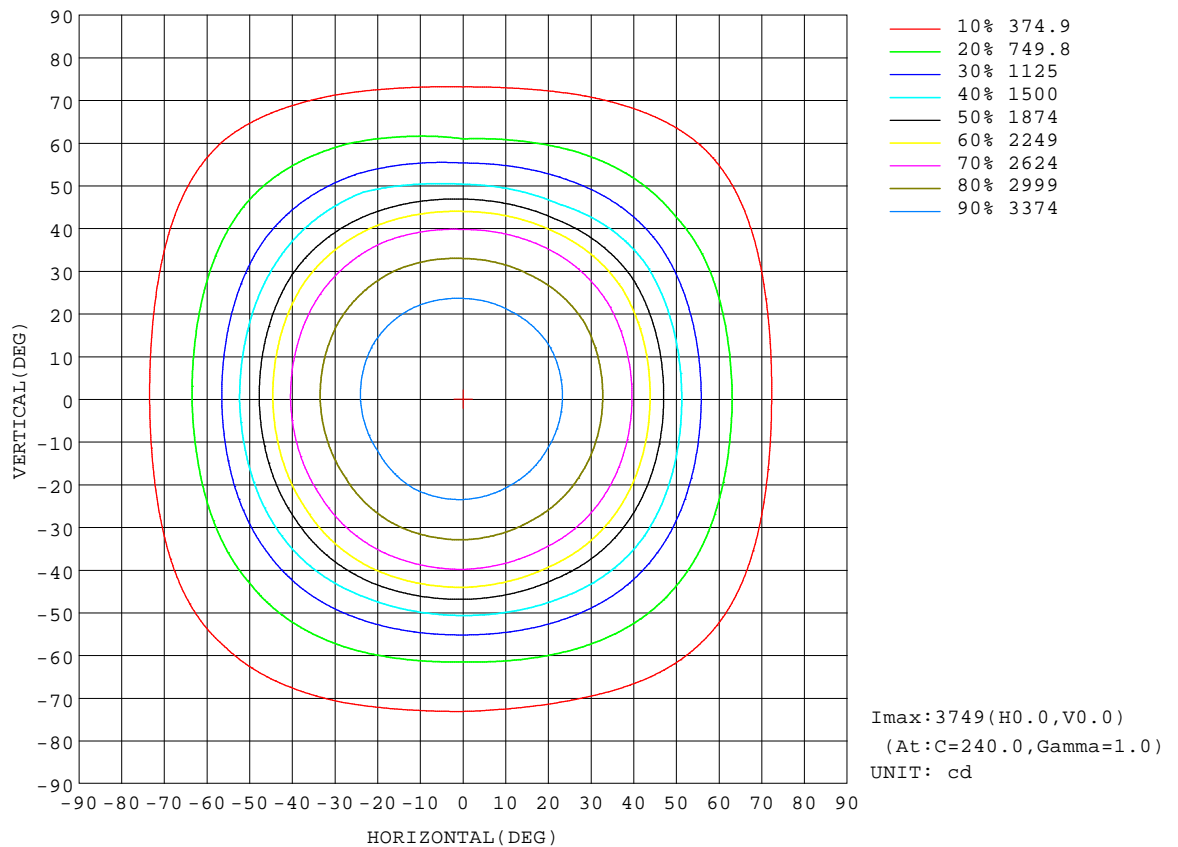
REFLECTANCE										
Ceiling	0.8	0.8	0.8	0.7	0.7	0.7	0.5	0.5	0.5	0
Walls	0.7	0.5	0.3	0.7	0.5	0.3	0.7	0.5	0.3	0
Working plane	0.2	0.2	0.2	0.2	0.2	0.2	0.2	0.2	0.2	0
ROOM INDEX	UTILIZATION FACTORS(PERCENT) $k(RI) \times RCR = 5$									
$k = 0.60$	64	53	47	63	53	47	62	52	47	41
0.80	74	63	57	73	63	57	71	62	56	50
1.00	82	72	66	81	72	65	79	73	65	59
1.25	88	79	73	87	79	73	85	77	72	65
1.50	93	84	78	91	84	78	89	82	77	70
2.00	99	92	86	97	90	85	94	88	84	77
2.50	102	95	90	100	94	89	96	91	87	80
3.00	105	99	94	103	98	93	99	95	91	83
4.00	108	103	99	106	102	98	102	98	95	87
5.00	110	106	103	108	104	101	103	100	98	89
ROOM INDEX	UF(total)									Direct
According to DIN EN 13032-2 2004			Suspended					SHRNOM = 1.25		

C Range: 0 - 360DEG
C Interval: 30.0DEG
Test Speed: HIGH
Temperature:25.3℃
Operators:Mr.Ma
Test Date:2023-08-23

γ Range: 0 - 180DEG
 γ Interval: 1.0DEG
Test System:EVERFINE GO-2000B_V1 SYSTEM V2.00.459
Humidity:65.0%
Test Distance:6.100m [K=1.0000]
Remarks:

ISOCANDELA DIAGRAM

Test:U:229.13V I:0.3225A P:71.505W PF:0.9675 Freq:50.02Hz Lamp Flux:8502.06x1 lm		
NAME: Compo 900 75W WW	TYPE:	WEIGHT:
SPEC.:	DIM.:	SERIAL No.:
MFR.: PURATI PTY LTD	SUR.:	Shielding Angle:




C Range: 0 - 360DEG
C Interval: 30.0DEG
Test Speed: HIGH
Temperature:25.3°C
Operators:Mr.Ma
Test Date:2023-08-23

γ Range: 0 - 180DEG
γ Interval: 1.0DEG
Test System:EVERFINE GO-2000B_V1 SYSTEM V2.00.459
Humidity:65.0%
Test Distance:6.100m [K=1.0000]
Remarks:

AAI Figure

Test:U:229.13V I:0.3225A P:71.505W PF:0.9675 Freq:50.02Hz Lamp Flux:8502.06x1 lm		
NAME: Compo 900 75W WW	TYPE:	WEIGHT:
SPEC.:	DIM.:	SERIAL No.:
MFR.: PURATI PTY LTD	SUR.:	Shielding Angle:

Flux out:5918 lm


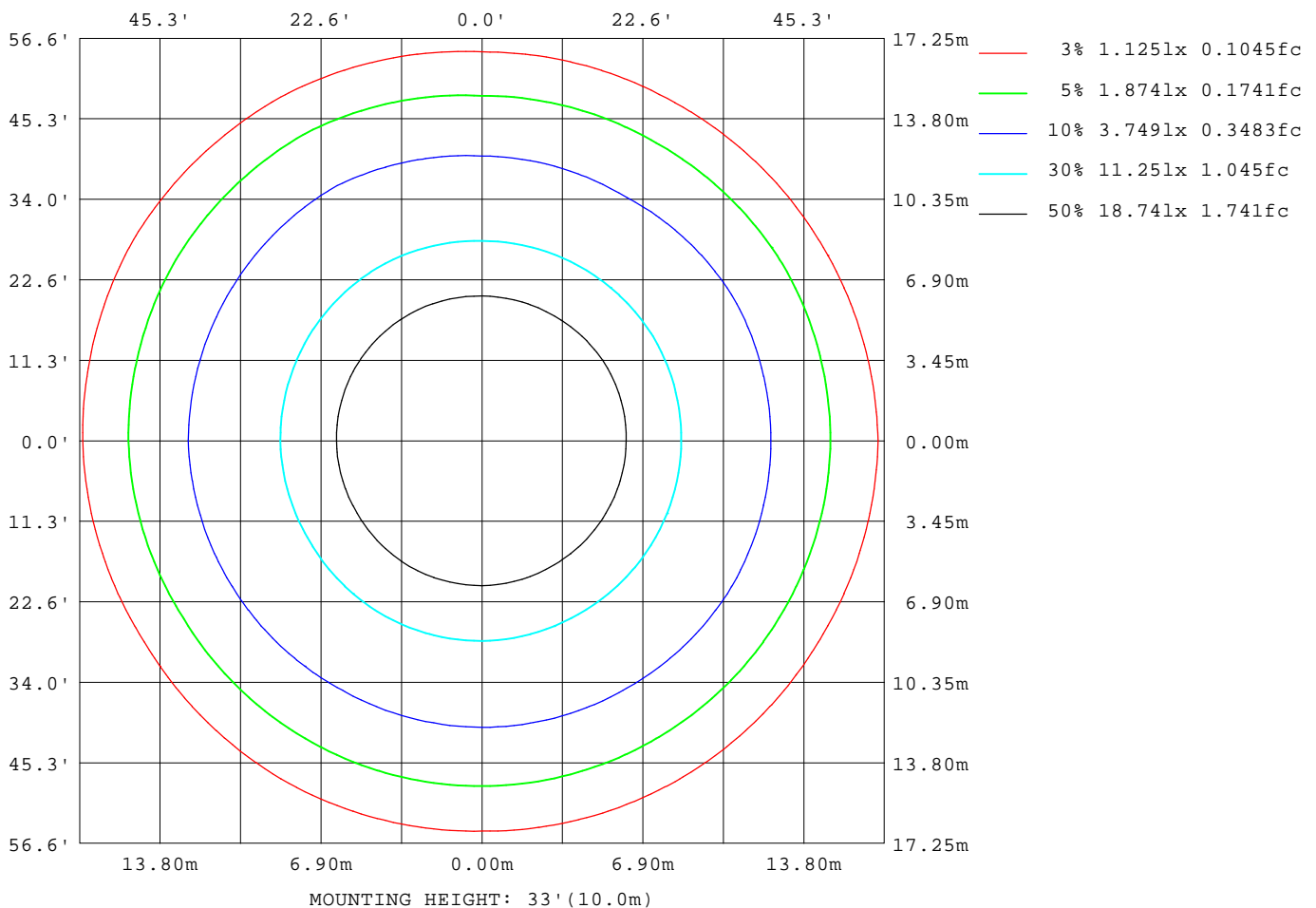
Note: The Curves indicate the illuminated area and the average illumination when the luminaire is at different distance.

C Range: 0 - 360DEG
C Interval: 30.0DEG
Test Speed: HIGH
Temperature: 25.3°C
Operators: Mr.Ma
Test Date: 2023-08-23

γ Range: 0 - 180DEG
γ Interval: 1.0DEG
Test System: EVERFINE GO-2000B_V1 SYSTEM V2.00.459
Humidity: 65.0%
Test Distance: 6.100m [K=1.0000]
Remarks:

ISOLUX DIAGRAM

Test:U:229.13V I:0.3225A P:71.505W PF:0.9675 Freq:50.02Hz Lamp Flux:8502.06x1 lm		
NAME: Compo 900 75W WW	TYPE:	WEIGHT:
SPEC.:	DIM.:	SERIAL No.:
MFR.: PURATI PTY LTD	SUR.:	Shielding Angle:



C Range: 0 - 360DEG
C Interval: 30.0DEG
Test Speed: HIGH
Temperature: 25.3°C
Operators: Mr. Ma
Test Date: 2023-08-23

γ Range: 0 - 180DEG
γ Interval: 1.0DEG
Test System: EVERFINE GO-2000B_V1 SYSTEM V2.00.459
Humidity: 65.0%
Test Distance: 6.100m [K=1.0000]
Remarks:

LED Avg.L Report

Test:U:229.13V I:0.3225A P:71.505W PF:0.9675 Freq:50.02Hz Lamp Flux:8502.06x1 lm		
NAME: Compo 900 75W WW	TYPE:	WEIGHT:
SPEC.:	DIM.:	SERIAL No.:
MFR.: PURATI PTY LTD	SUR.:	Shielding Angle:

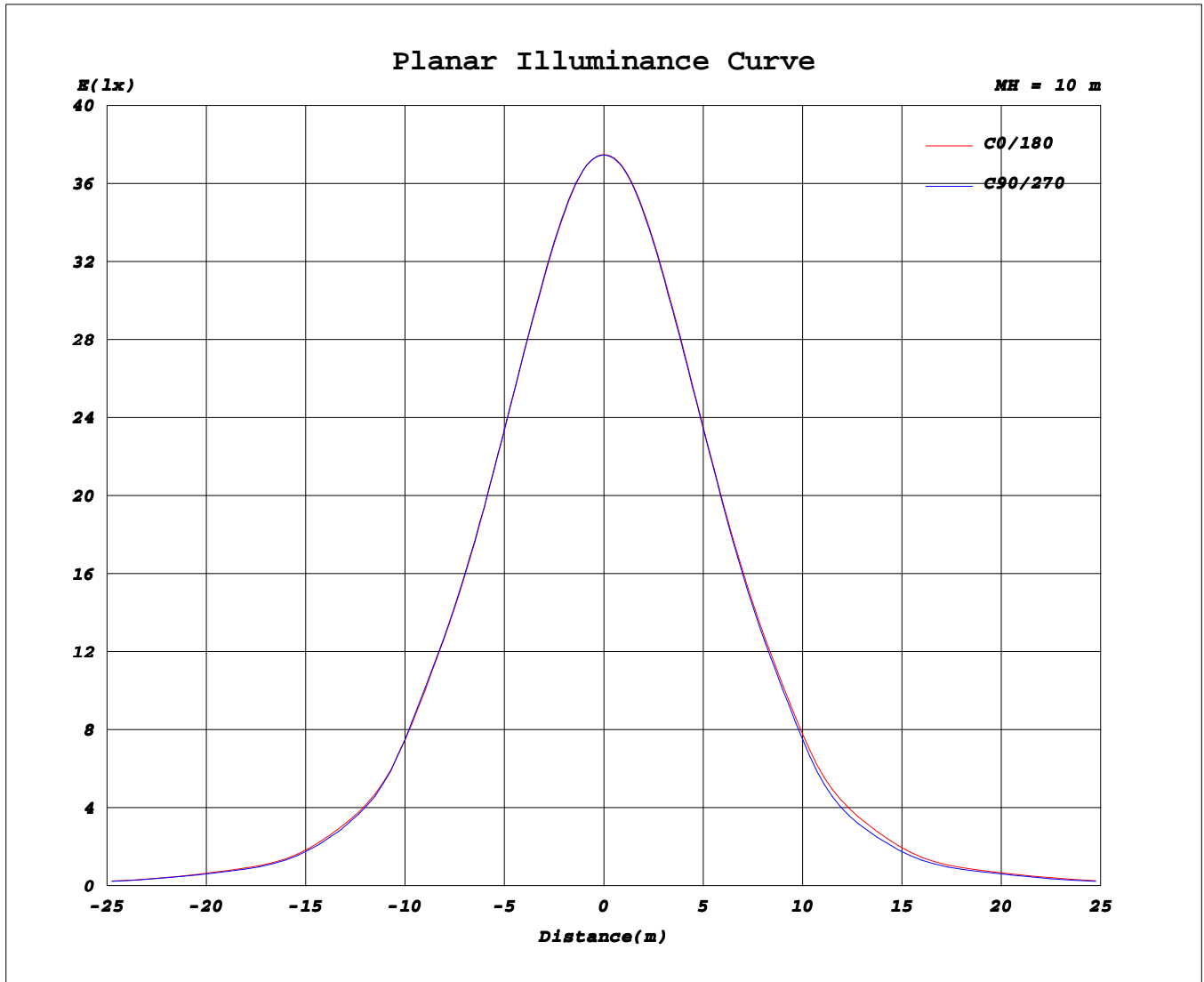
AvgL	cd/m2
L_0~180(65)av	2514
L_0~180(75)av	1995
L_0~180(85)av	1766
L_90~270(65)av	2348
L_90~270(75)av	1888
L_90~270(85)av	1718
L_45(65)av	2427
L_45(75)av	1948
L_45(85)av	1723

Standard: GB/T 29293-2012

C Range: 0 - 360DEG
C Interval: 30.0DEG
Test Speed: HIGH
Temperature:25.3℃
Operators:Mr.Ma
Test Date:2023-08-23

γ Range: 0 - 180DEG
γ Interval: 1.0DEG
Test System:EVERFINE GO-2000B_V1 SYSTEM V2.00.459
Humidity:65.0%
Test Distance:6.100m [K=1.0000]
Remarks:

Planar Illuminance Curve



C Range: 0 - 360DEG
C Interval: 30.0DEG
Test Speed: HIGH
Temperature: 25.3°C
Operators: Mr.Ma
Test Date: 2023-08-23

γ Range: 0 - 180DEG
γ Interval: 1.0DEG
Test System: EVERFINE GO-2000B_V1 SYSTEM V2.00.459
Humidity: 65.0%
Test Distance: 6.100m [K=1.0000]
Remarks:

LUMINOUS DISTRIBUTION INTENSITY DATA

Test:U:229.13V I:0.3225A P:71.505W PF:0.9675 Freq:50.02Hz Lamp Flux:8502.06x1 lm																	
NAME: Compo 900 75W WW									TYPE:			WEIGHT:					
SPEC.:									DIM.:			SERIAL No.:					
MFR.: PURATI PTY LTD									SUR.:			Shielding Angle:					

Table--1

UNIT: cd

C(DEG) γ (DEG)	0	30	60	90	120	150	180	210	240	270	300	330						
0	3747	3747	3747	3747	3747	3747	3747	3747	3747	3747	3747	3747						
5	3731	3729	3729	3735	3735	3732	3736	3738	3739	3735	3734	3736						
10	3673	3669	3670	3683	3684	3678	3687	3690	3692	3681	3680	3684						
15	3580	3573	3576	3592	3596	3587	3599	3605	3605	3592	3587	3594						
20	3463	3453	3455	3475	3481	3469	3486	3496	3493	3472	3469	3477						
25	3319	3303	3305	3329	3333	3321	3342	3359	3352	3335	3321	3335						
30	3126	3105	3107	3141	3145	3126	3154	3175	3166	3139	3126	3152						
35	2882	2870	2863	2898	2908	2891	2925	2940	2937	2895	2889	2909						
40	2596	2577	2571	2616	2618	2601	2651	2666	2664	2607	2610	2624						
45	2113	2084	2045	2123	2151	2115	2199	2244	2201	2127	2086	2169						
50	1589	1592	1547	1555	1549	1592	1666	1668	1640	1526	1484	1604						
55	1202	1170	1149	1142	1161	1186	1278	1294	1300	1153	1159	1206						
60	838	810	811	794	814	815	859	884	848	775	790	799						
65	648	618	600	623	635	634	691	701	687	627	625	671						
70	417	419	421	422	425	423	455	442	454	410	420	415						
75	318	303	300	313	329	308	332	339	334	303	318	309						
80	205	191	183	212	211	204	221	231	221	207	199	214						
85	88.2	79.1	78.4	94.1	99.0	89.5	106	112	108	94.6	92.6	99.0						
90	1.22	1.20	1.19	1.13	1.31	1.15	2.13	5.38	4.14	1.46	1.40	1.61						
95	1.63	1.66	1.65	1.54	1.53	1.59	1.79	1.76	1.73	1.80	1.80	1.78						
100	2.22	2.23	2.19	2.06	2.06	2.14	2.31	2.28	2.26	2.31	2.31	2.29						
105	2.91	2.92	2.89	2.74	2.70	2.82	2.94	2.91	2.88	2.95	2.92	2.93						
110	3.71	3.69	3.69	3.49	3.47	3.62	3.67	3.64	3.62	3.68	3.65	3.67						
115	4.43	4.40	4.39	4.20	4.21	4.39	4.38	4.36	4.32	4.41	4.37	4.37						
120	4.96	4.95	4.90	4.78	4.83	4.99	4.92	4.92	4.87	4.95	4.95	4.90						
125	5.31	5.27	5.22	5.15	5.22	5.38	5.22	5.24	5.23	5.28	5.29	5.23						
130	5.48	5.40	5.35	5.32	5.41	5.57	5.28	5.38	5.39	5.42	5.43	5.38						
135	5.55	5.41	5.40	5.38	5.48	5.63	5.27	5.43	5.43	5.45	5.46	5.43						
140	5.61	5.42	5.43	5.42	5.52	5.69	5.28	5.45	5.46	5.49	5.50	5.46						
145	5.72	5.48	5.54	5.52	5.64	5.84	5.37	5.54	5.55	5.60	5.60	5.56						
150	5.88	5.65	5.71	5.80	5.88	6.04	5.57	5.75	5.76	5.79	5.83	5.77						
155	5.91	5.74	5.79	5.96	6.01	6.07	5.68	5.86	5.91	5.90	5.98	5.89						
160	5.97	5.78	5.87	6.05	6.07	6.04	5.75	5.94	6.02	5.99	6.06	6.00						
165	6.10	5.77	5.95	6.11	6.07	6.02	5.88	5.97	6.09	6.20	6.01	6.08						
170	6.12	5.80	6.04	6.15	6.08	6.04	6.03	6.27	6.44	6.28	6.00	6.13						
175	6.17	5.91	6.14	6.22	6.13	6.15	6.10	6.09	6.26	6.20	6.07	6.19						
180	6.17	6.02	6.20	6.24	6.16	6.24	6.18	6.02	6.20	6.24	6.16	6.24						

C Range: 0 - 360DEG
C Interval: 30.0DEG
Test Speed: HIGH
Temperature:25.3℃
Operators:Mr.Ma
Test Date:2023-08-23

γ Range: 0 - 180DEG
γ Interval: 1.0DEG
Test System:EVERFINE GO-2000B_V1 SYSTEM V2.00.459
Humidity:65.0%
Test Distance:6.100m [K=1.0000]
Remarks: