

PURATI.

LV 48V



Head Office

Unit 10, 80 O'Riordan Street,
Alexandria NSW 2015

Phone

+61 2 8065 8181

Email

sales@purati.com



www.purati.com

High profile surface/suspended track

Trimless recessed track

Low profile surface track



Spotlight

Luogo 48V


Luogo 48V is the perfect balance of innovation and elegance with the adjustable spotlight, designed for seamless integration into 48V low voltage track systems. Featuring 355° rotation and 90° vertical tilt for precise directional lighting.



Spotlight

Ball

The Ball 48V LED Spotlight, 355° rotation and 60° vertical tilt, can be used anywhere as a compact and visually appealing fixture. The magnetic bezels are available in multiple colours, allowing seamless integration into any décor scheme.





Darklight

Filo Spot

Filo Darklight 48V is the linear luminaire of low glare version for 48V voltage track light applications, available in 203mm and 303mm length options, and 2 finishes.



Linear

Filo Diffused


Filo Diffused 48V is the linear luminaire of diffused light for 48V voltage track light applications, available in 103mm, 203mm and 303mm length options, and 2 finishes.



Wall washer

Box

Box 48V is for wall washer. It's designed to ensure uniform lighting of walls from highest to the lowest points, as well as avoiding shadow areas in zones near the ceiling.











Space Pro

Lightpad

Thin slice design, great in light quality. The Lightpad 48V offers excellent visual comfort and high efficiency values.

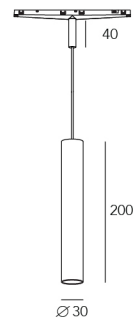
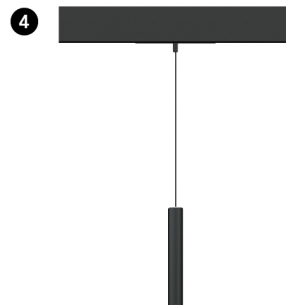
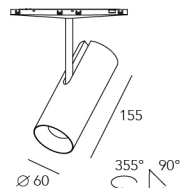
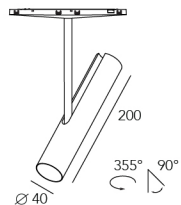
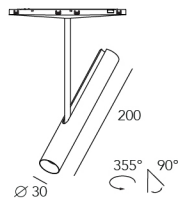
Technical data

	Size	Power	Lumens	Beam Angle	Driver
① Luogo 48V-30	30mm	10.5W	777lm	24°/37°/55°	Phase cut (Build-in), DALI (Build-in)
② Luogo 48V-40	40mm	15W	1110lm	24°/37°/55°	
③ Luogo 48V-60	60mm	20W	2000lm	24°/37°/55°	
④ Luogo suspension 48V-30	30mm	10.5W	777lm	24°/37°/55°	

General	
Finishes	 White
	 Black
Baffle finishes	 Glossy black
	 Frosted silver
	 Matte white
	 Matte black
	 Matte gold
	 Matte copper
Material	Aluminium
IP Rating	IP20
Lifespan	L90/50,000h
Warranty	5 Years

LED	
CCT	2700K/3000K/4000K
CRI	>90

Electrical	
Mounting	Track mounted
Function	Casambi



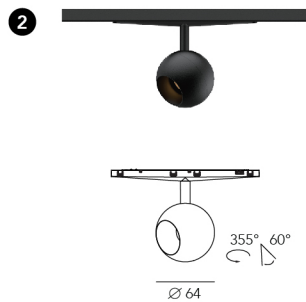
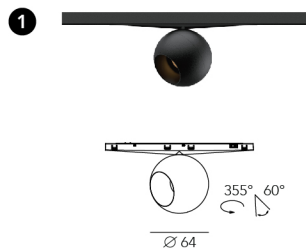
Technical data

	Size	Power	Lumens	Beam Angle	Driver
1 Ball 48V	64mm	10.5W	777lm	15°/24°/37°/55°	Phase cut (Build-in), DALI (Build-in)
2 Ball-L 48V	64mm	10.5W	777lm	15°/24°/37°/55°	
3 Ball Suspension 48V	64mm	10.5W	777lm	15°/24°/37°/55°	


General	
Finishes	 White
	 Black
Baffle finishes	 Glossy black
	 Frosted silver
	 Matte white
	 Matte black
	 Matte gold
	 Matte copper
	 Glossy silver
Material	Aluminium
IP Rating	IP20
Lifespan	L90/50,000h
Warranty	5 Years

LED	
CCT	2700K/3000K/4000K
CRI	>90

Electrical	
Mounting	Track mounted
Function	Casambi



(long-stem for high profile tracks)



Technical data

		Size	Power	Lumens	Beam Angle	Driver
1	Filo spot 48V-203mm	203mm	10.5W	577lm	55°	Phase cut (Build-in), DALI (Build-in)
2	Filo spot 48V-303mm	303mm	15W	825lm	55°	
3	Filo diffused 48V-203mm	203mm	10.5W	577lm	60°	
4	Filo diffused 48V-303mm	303mm	15W	825lm	60°	

General	
Finishes	<input type="checkbox"/> White
	<input checked="" type="checkbox"/> Black
Material	Aluminium
IP Rating	IP20
Lifespan	L90/50,000h
Warranty	5 Years

LED	
CCT	2700K/3000K/4000K
CRI	>90
UGR	<10

Electrical	
Mounting	Track mounted
Function	Casambi

1



203

3




203

2



303

4



303

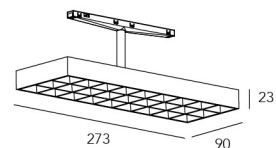
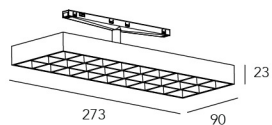
Technical data

	Size	Power	Lumens	Beam Angle	Driver
① Lightpad 48V	273mm	15W	1305lm	60°	Phase cut (Build-in), DALI (Build-in)
② Lightpad-L 48V	273mm	15W	1305lm	60°	
③ Box 48V	90mm	15W	900lm		
④ Box-L 48V	90mm	15W	900lm		

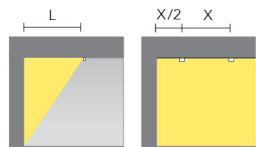
General	
Finishes	<input type="checkbox"/> White
	<input checked="" type="checkbox"/> Black
Material	Aluminium
IP Rating	IP20
Lifespan	L80/50,000h
Warranty	5 Years

LED	
CCT	2700K/3000K/4000K
CRI	>90
UGR	<10

Electrical	
Mounting	Track mounted
Function	Casambi



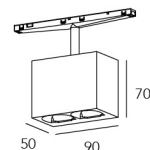
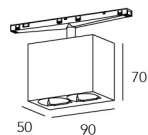
(long-stem for high profile tracks)



L(m)	X(m)	X/2(m)
0,8	1	0,5

Box correct installation

Correct installation distances to achieve uniform lighting of the walls.
For installation criteria, refer to the instruction sheet

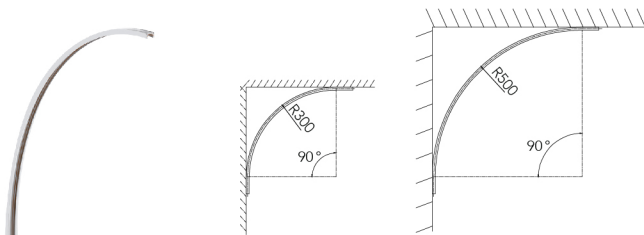
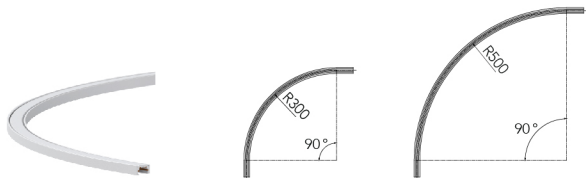



(long-stem for high profile tracks)

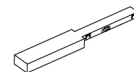
1



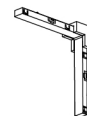
1000/2000/3000



Accessories



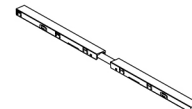
Power Feed (No lead wire)



L Joint Ceiling-Wall



Power Feed (with lead wire)



Flexible Connector



I Joint



Track Cover (3m/roll)



L Joint

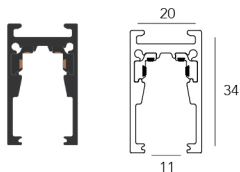
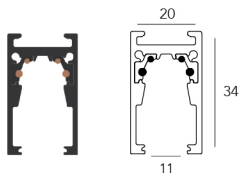


End Cap

2



1000/2000/3000



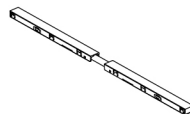
Accessories



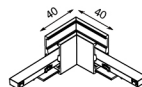
Power Feed (with lead wire)



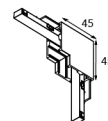
I Joint



Flexible Connector



L Joint



L Joint ceiling-wall



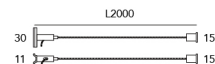
End Cap



Direct mechanical joint for connection between profiles



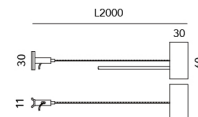
Track Cover



Suspension kit with cable L=2000



Surface-mounted power supply box with power cable

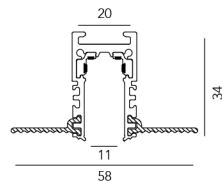
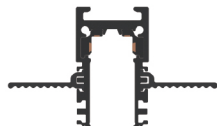
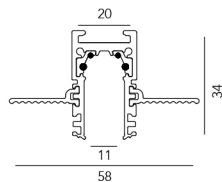


Power supply base with electric cable + suspension cable

3



1000/2000/3000



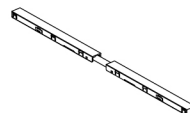
Accessories



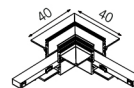
Power Feed (with lead wire)



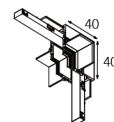
I Joint



Flexible Connector



L Joint



L Joint ceiling-wall



End Cap



Direct mechanical joint for connection between profiles



Track Cover

Head Office

Unit 10, 80 O'Riordan Street,
Alexandria NSW 2015

Phone

+61 2 8065 8181

Email

sales@purati.com



www.purati.com