

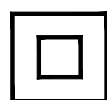

PURATI

INSTALLATION GUIDELINES

POINT R Fixed XL

PREPARATION:

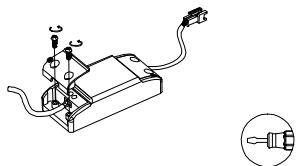
- The light source of this luminaire is not replaceable; when the light source reaches its end of life the whole luminaire shall be replaced.
- The mains isolator on the consumer unit/fuse board must be in "OFF" position before commencing any electrical work.
- The luminaires should be mounted on a flat, smooth surface.
- With all painted / plated products some shade and finishing variation may occur, please make sure luminaires are checked before installation.
- The manufacturer reserves the right to improve the product specification without prior notice.



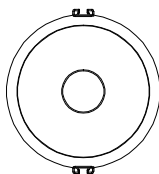
CE IP43

Installation must be done by a qualified electrician.

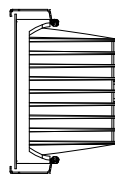
DRIVER



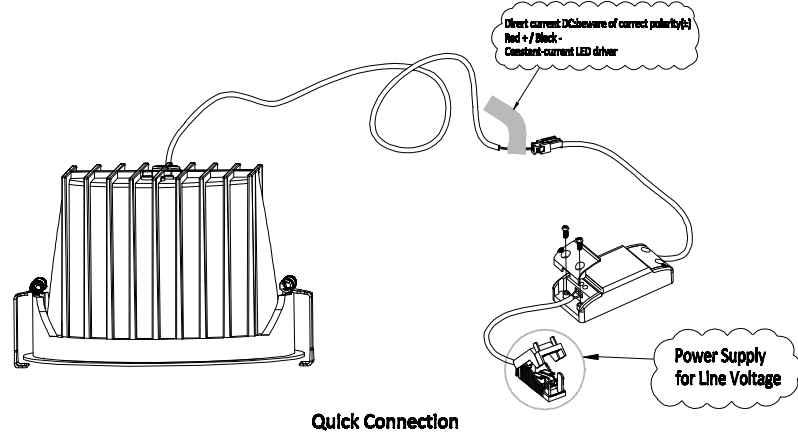
FRONT SIDE



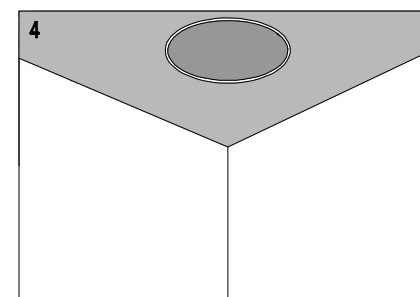
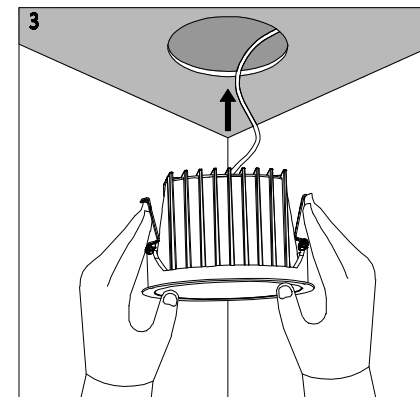
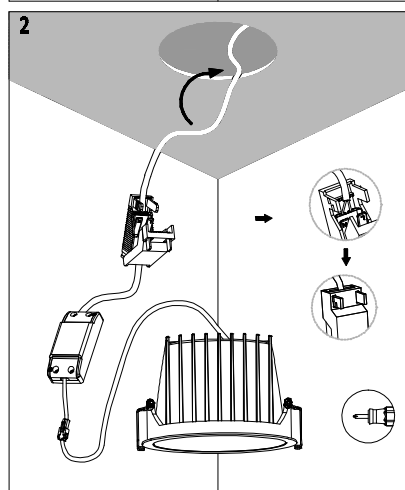
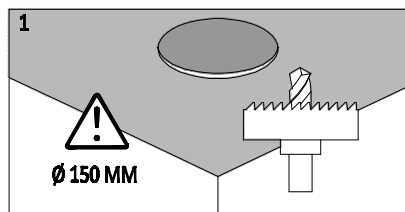
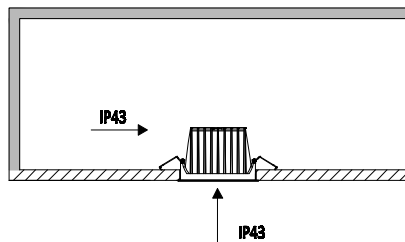
PROFILE



CONNECTION PREVIEW



REF.	Ø (mm)	C (mm)	H (mm)	S (mm)
POINT R Fixed XL	150	60	150	115



UNINSTALL

