

PURATI

## INSTALLATION GUIDELINES POINT S Double Adjustable

### PREPARATION:

- The mains isolator on the consumer unit/fuse board must be in "OFF" position before commencing any electrical work.
- The luminaires should be mounted on a flat, smooth surface.
- With all painted / plated products some shade and finishing variation may occur, please make sure luminaires are checked before installation.
- The manufacturer reserves the right to improve the product specification without prior notice.



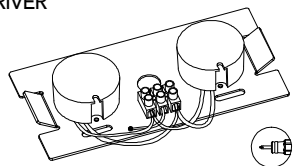
Do not directly cover  
fitting with insulation.



CE IP20

Installation must be done by a qualified electrician.

### DRIVER



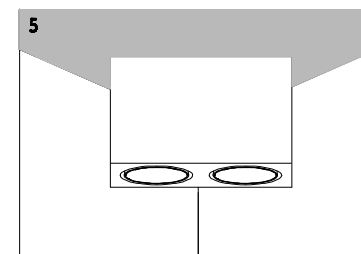
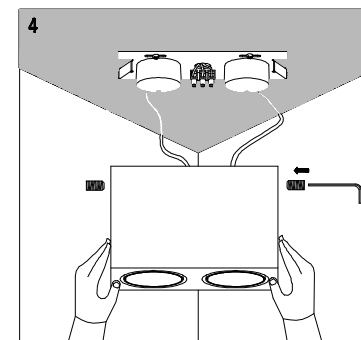
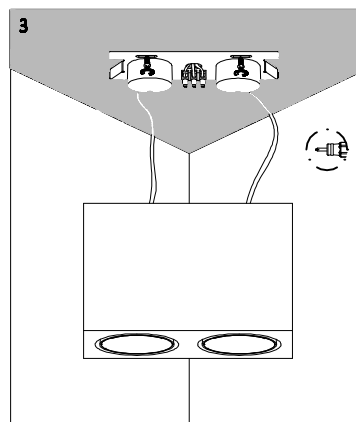
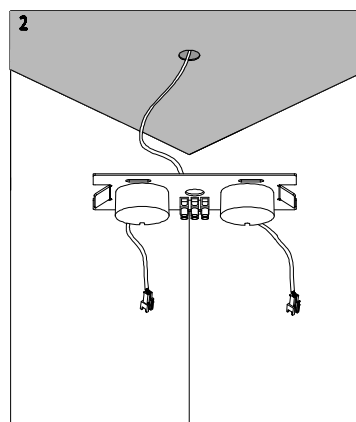
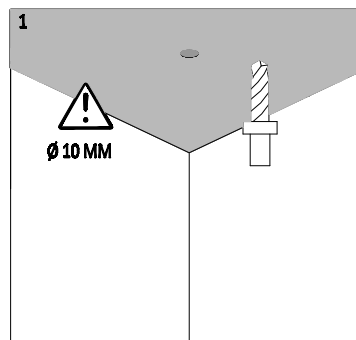
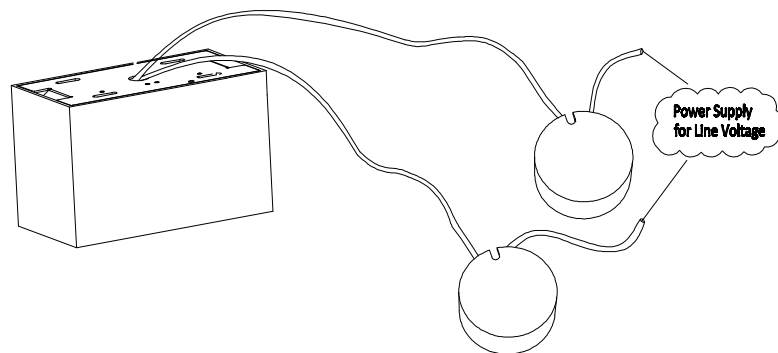
### FRONT SIDE



### PROFILE



### CONNECTION PREVIEW



### UNINSTALL

