

PURATI.

SLICE



PURATI

Design

n p k | design

PURATI.

Production

The close collaboration between
Purati and npk design. Together,
our mission is to create the
great products & bring new
lighting solutions for architecture.





npk design b.v.

Our designs are made by npk design b.v. is an award-winning design agency which has developed a wide range of successfully products for us more than 10 years.

From Slice series to Fusi series, has been gaining prestigious international design awards such as IF Design Award, Red Dot Award, German Design Award.





Purati

Performance, Uniqueness, Responsibility,
Aesthetics, Technology, Innovation (PURATI).
Those are our core value and foundation.

Our lights save space, save resources, and
offer greater quality.

We offer architectural lighting of premium
quality and performance and with unique
design.





npk design
Leiden,
The Netherlands




PURATI

Purati
Manufacturing Plant
Ningbo, China

PURATI

Purati HQ
Sydney, Australia




SLICE 2.0

Designed by npk design b.v.

**Quality design, multiple functionalities and
fast installation**

The Slice series comprises of three classic shapes (Circle, Square and Rectangle) with various finishes and sizes that suitable for a wide range of projects. We've updated colour performance, improved IP rating, and equipped with a push lock system for quick installation in the slice series.





The winner of iF design award 2014






Versatile

The slice series offers different shapes, colors, sizes, power and mounting options that perfect for any applications.



Value for money

Our unique push-locking system and quick wiring connections makes the installation easy and more efficiency for our products.


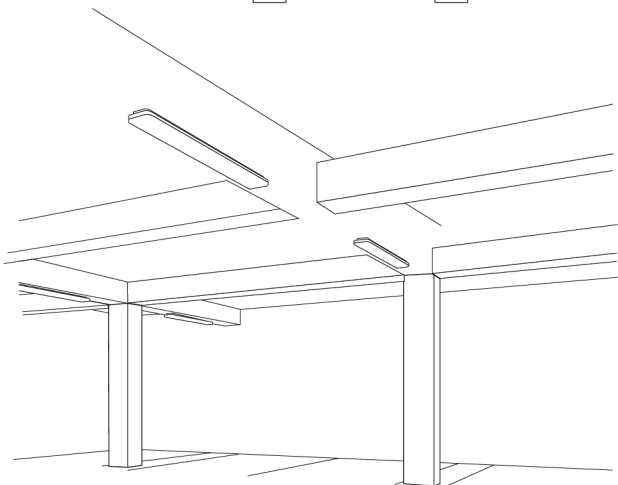
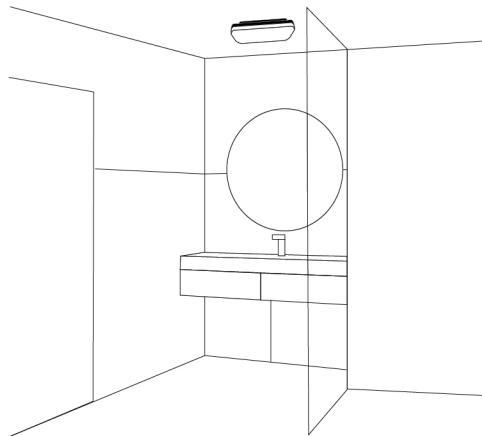
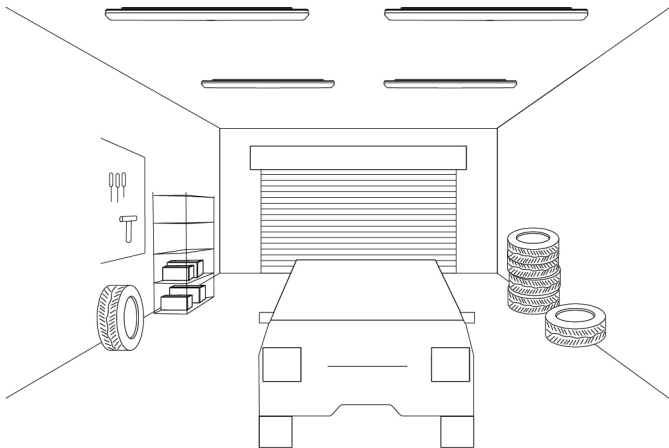


Areas of application



Residential
Multi-Residential
Office
Education
Retail & Hospitality





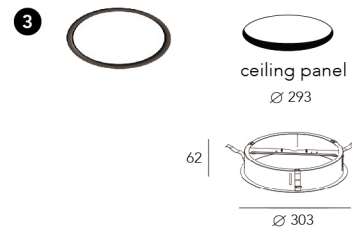
Technical data

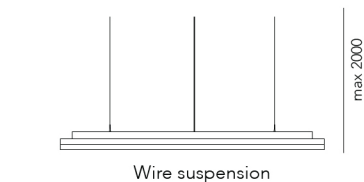
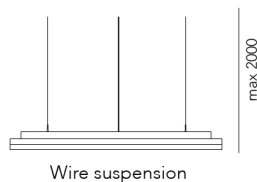
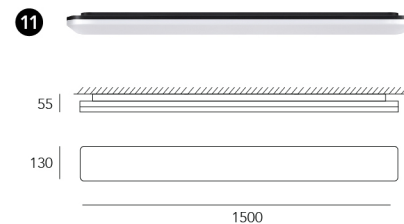
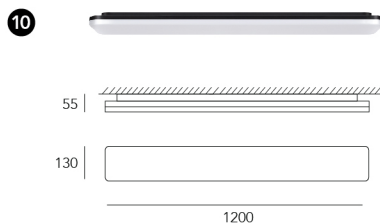
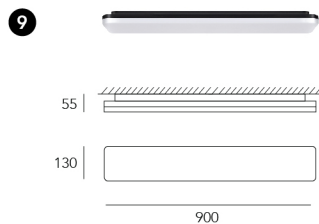
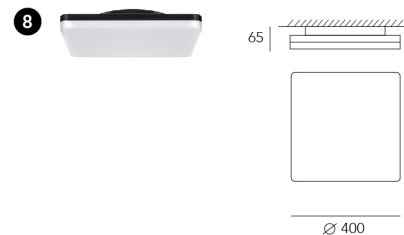
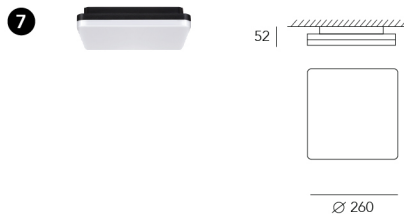
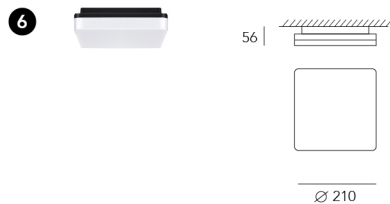
	Size	Power	Lumens	Beam Angle	Efficacy	Driver
1 Slice Circle 220	220mm	15W/10W switch	1500/1000lm	120°	100lm/W	Phase cut (Build-in), DALI (Build-in)
2 Slice Circle 270	270mm	24/18/10W switch	2400/1800/1000lm	120°	100lm/W	
3 Slice Circle 270 Recessed Frame	270mm	24/18/10W switch	2400/1800/1000lm	120°	100lm/W	
4 Slice Circle 400	400mm	32/24W switch	3200/2400lm	120°	100lm/W	
5 Slice Circle 600	600mm	55/38W switch	5500/3800lm	120°	100lm/W	
6 Slice Sqaure 210	210mm	15/10W switch	1500/1000lm	120°	100lm/W	
7 Slice Sqaure 260	260mm	24/18/10W switch	2400/1800/1000lm	120°	100lm/W	
8 Slice Sqaure 400	400mm	32/24W switch	3200/2400lm	120°	100lm/W	
9 Slice Long 900	900mm	32/24W switch	3200/2400lm	120°	100lm/W	
10 Slice Long 1200	1200mm	38/29W switch	3800/2900lm	120°	100lm/W	
11 Slice Long 1500	1500mm	50/40W switch	5000/4000lm	120°	100lm/W	

General	
Finishes	<input type="checkbox"/> White
	<input type="checkbox"/> Black
	<input type="checkbox"/> Silver
Material	Polycarbonate
IP Rating	IP54
Lifespan	L80/50,000h
Warranty	5 Years

LED	
CCT	3000K/4000K switch
CRI	>90
SDCM	<3
UGR	<23

Electrical	
Mounting	Surface mounted
	Wall mounted
	Wire Suspension (2m)
	Recessed
Function	Motion sensor
	Emergency light (180 mins @ 4W)
	Emergency lighting+motion sensor





Head Office

Unit 10, 80 O'Riordan Street,
Alexandria NSW 2015

Phone

+61 2 8065 8181

Email

sales@purati.com



www.purati.com