

- 1.This product contains a light source of energy efficiency class < F >
- 2.Light Model: CMU1006-1R1

Model	Voltage	Current	PF	Wattage	Luminous Flux		W/L (mm)	H (mm)	ta(℃)
Static Essential Downlight	220-240V~	0.055A/0.04A	0.95	12W/8W	15°	1100/800LM(WW/NW/CW)	93.8/92.0	85.3	40
					24°	1100/800LM(WW/NW/CW)			
					38°	1100/800LM(WW/NW/CW)			
Color Temperature: Warm White: 2700K-3200K Neutral White: 3800K-4200K Cool White: 6000K-6600K; WW: Warm White NW: Neutral White CW: Cool White;									



RoHS



IP54



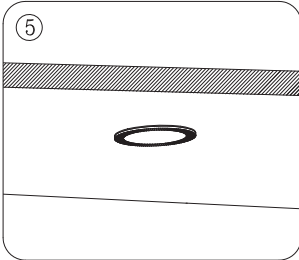
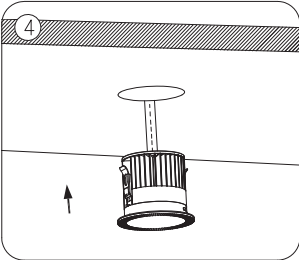
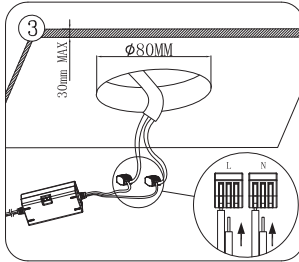
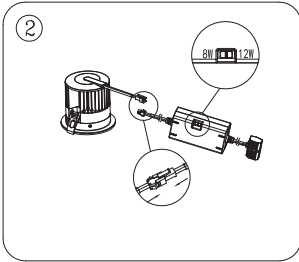
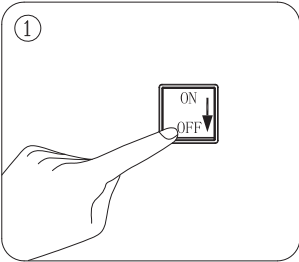
- Always follow this instruction to ensure correct and safe installation and functioning of the luminaire and keep it for future reference.
- Always isolate the power before commencing installation.
- If in doubt, consult a qualified electrician. Ensure that you always install the luminaire to the relevant regulations.

Correct Disposal of this product



This marking indicates that this product should not be disposed with other household wastes throughout the EU. To prevent possible harm to the environment or human health from uncontrolled waste disposal, recycle it responsibly to promote the sustainable reuse of material resources. To return your used device, please use the return and collection systems or contact the retailer where the product was purchased. They can take this product for environmental safe recycling.

Installation instruction



Light source disassembly instruction

